



2009-2010 GMT Quarterly Report for District (or Undistricted) **District 37 L**

GMT: **Doctor PATTI HILL PhD**

Location: **NORTHWEST TERRITORIES**

GMT CA: **2**

**CLUBS**

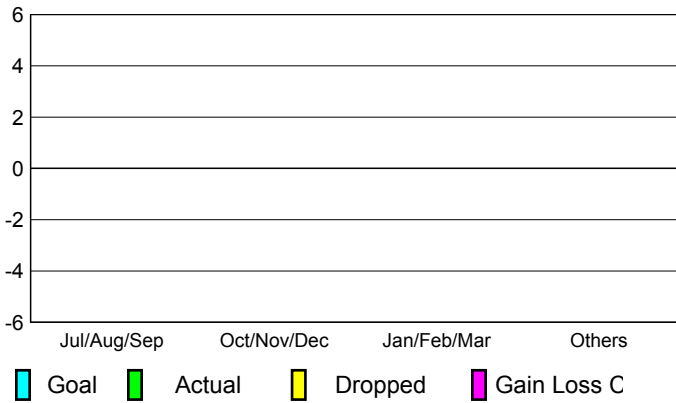
**Club Results  
2009-2010**

**Clubs  
2008-2009**

Month	New Club Goal	Actual New Clubs	Actual Dropped Clubs	Gain/Loss of Clubs	Gain/Loss of Clubs
Jul/Aug/Sep	0	0	0	0	0
Oct/Nov/Dec	0	0	0	0	0
Jan/Feb/Mar	0	0	0	0	0
Apr/May/June	0	0	0	0	0
<b>Totals</b>	<b>0</b>	<b>0</b>	<b>0</b>	<b>0</b>	<b>0</b>


**Club Results 2009-2010**

Goal, New, Dropped, Gain/Loss



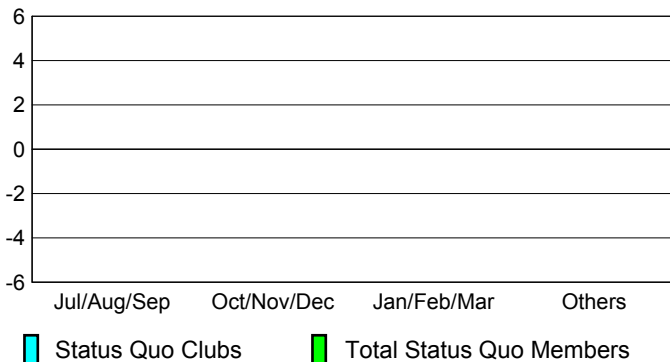
**Comparison of Club Gain/Loss**

Current Year Compared to the Previous Year



**YTD Status Quo Clubs 2009-2010**

Status Quo Clubs Compared to Status Quo Members



**MEMBERSHIP**

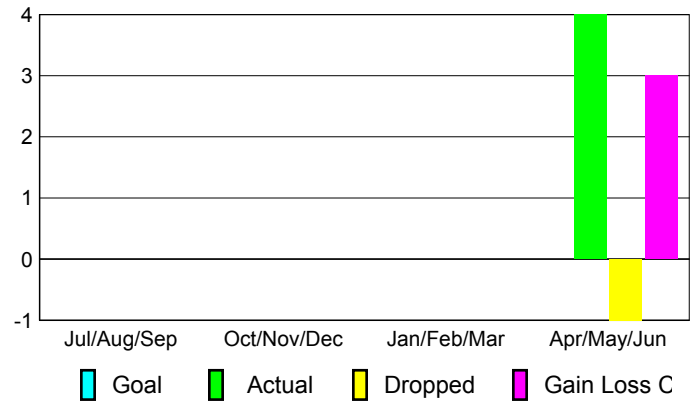
**Membership Results  
2009-2010**

**Membership  
2008-2009**

Month	Net Memb Goal	Actual New Memb	Actual Dropped Memb	Gain/Loss of Memb	Gain/Loss of Memb
Jul/Aug/Sep	0	0	0	0	0
Oct/Nov/Dec	0	0	0	0	-1
Jan/Feb/Mar	0	0	0	0	-1
Apr/May/June	0	4	-1	3	0
<b>Totals</b>	<b>0</b>	<b>4</b>	<b>-1</b>	<b>3</b>	<b>-2</b>

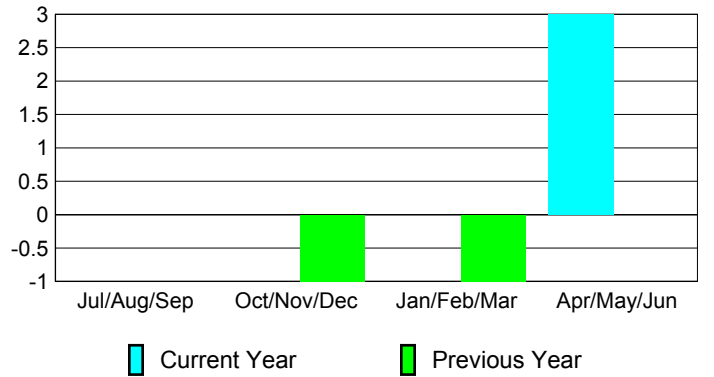
**Membership Results 2009-2010**

Goal, New, Dropped, Gain/Loss

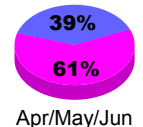
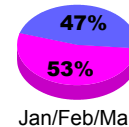
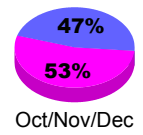
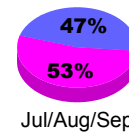


**Comparison of Membership Gain/Loss**

Current Year Compared to the Previous Year



**Gender Comparison 2009-2010**



Male

Female



2009-2010 GMT Quarterly Report for District (or Undistricted) **District 37 L BRITISH**

GMT: **Doctor PATTI HILL PhD**

Location: **BRITISH COLUMBIA**

GMT CA: **2**

**CLUBS**

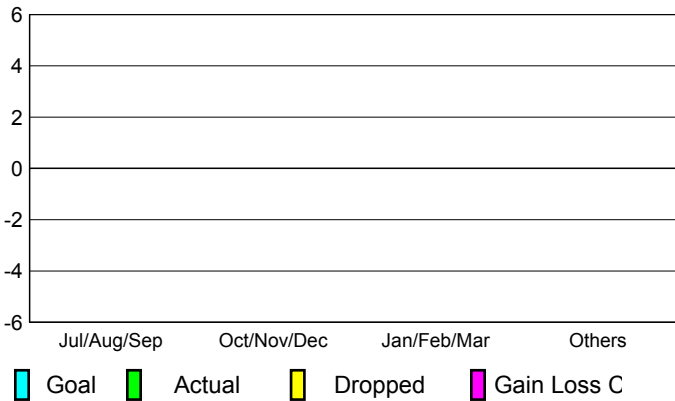
**Club Results  
2009-2010**

**Clubs  
2008-2009**

Month	New Club Goal	Actual New Clubs	Actual Dropped Clubs	Gain/Loss of Clubs	Gain/Loss of Clubs
Jul/Aug/Sep	0	0	0	0	0
Oct/Nov/Dec	0	0	0	0	0
Jan/Feb/Mar	0	0	0	0	0
Apr/May/June	0	0	0	0	0
<b>Totals</b>	<b>0</b>	<b>0</b>	<b>0</b>	<b>0</b>	<b>0</b>


**Club Results 2009-2010**

Goal, New, Dropped, Gain/Loss



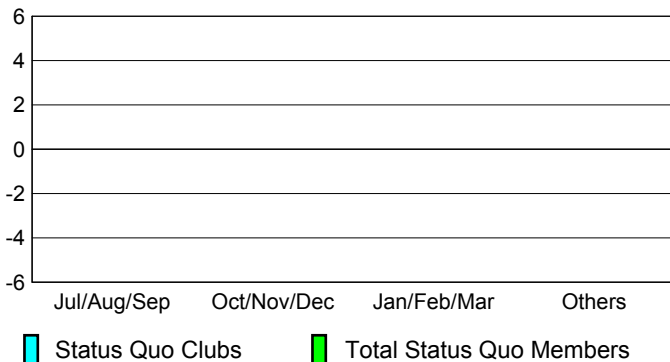
**Comparison of Club Gain/Loss**

Current Year Compared to the Previous Year



**YTD Status Quo Clubs 2009-2010**

Status Quo Clubs Compared to Status Quo Members



**MEMBERSHIP**

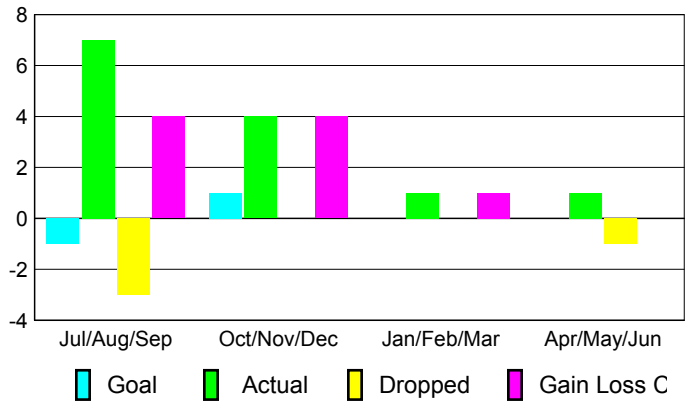
**Membership Results  
2009-2010**

**Membership  
2008-2009**

Month	Net Memb Goal	Actual New Memb	Actual Dropped Memb	Gain/Loss of Memb	Gain/Loss of Memb
Jul/Aug/Sep	-1	7	-3	4	0
Oct/Nov/Dec	1	4	0	4	-2
Jan/Feb/Mar	0	1	0	1	0
Apr/May/June	0	1	-1	0	0
<b>Totals</b>	<b>0</b>	<b>13</b>	<b>-4</b>	<b>9</b>	<b>-2</b>

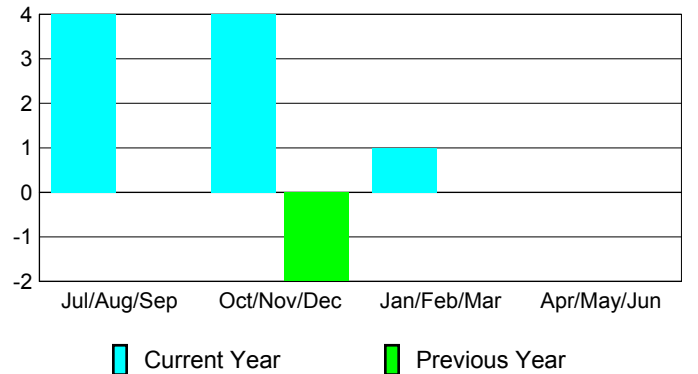
**Membership Results 2009-2010**

Goal, New, Dropped, Gain/Loss

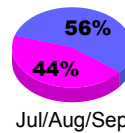


**Comparison of Membership Gain/Loss**

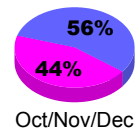
Current Year Compared to the Previous Year



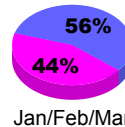
**Gender Comparison 2009-2010**



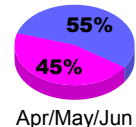
Jul/Aug/Sep



Oct/Nov/Dec



Jan/Feb/Mar



Apr/May/June

Male

Female



2009-2010 GMT Quarterly Report for District (or Undistricted) **District 37 L ALBERTA**

GMT: **Doctor PATTI HILL PhD**

Location: **ALBERTA**

GMT CA: **2**

**CLUBS**

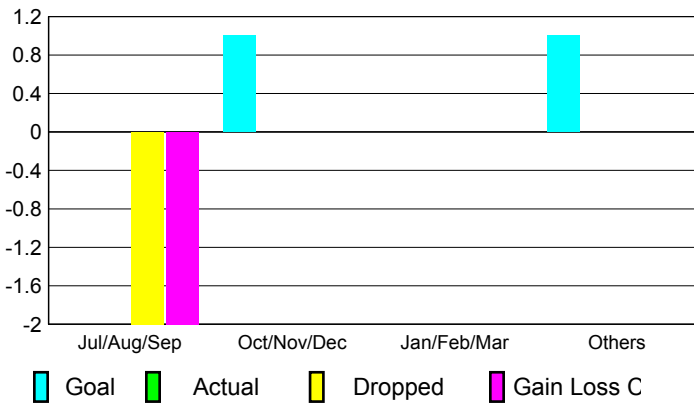
**Club Results  
2009-2010**

**Clubs  
2008-2009**

Month	New Club Goal	Actual New Clubs	Actual Dropped Clubs	Gain/Loss of Clubs	Gain/Loss of Clubs
Jul/Aug/Sep	0	0	-2	-2	0
Oct/Nov/Dec	1	0	0	0	0
Jan/Feb/Mar	0	0	0	0	0
Apr/May/June	1	0	0	0	0
<b>Totals</b>	<b>2</b>	<b>0</b>	<b>-2</b>	<b>-2</b>	<b>0</b>


**Club Results 2009-2010**

Goal, New, Dropped, Gain/Loss



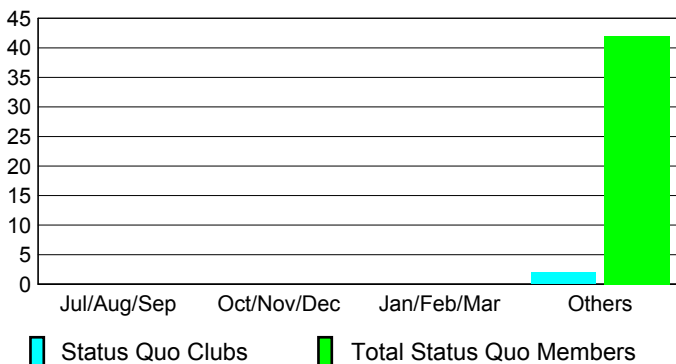
**Comparison of Club Gain/Loss**

Current Year Compared to the Previous Year



**YTD Status Quo Clubs 2009-2010**

Status Quo Clubs Compared to Status Quo Members



**MEMBERSHIP**

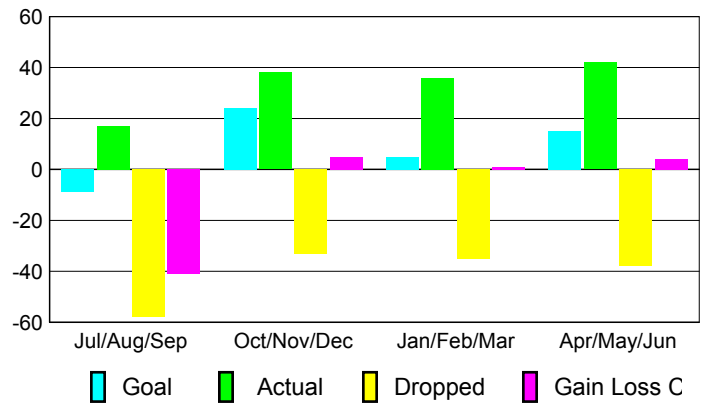
**Membership Results  
2009-2010**

**Membership  
2008-2009**

Month	Net Memb Goal	Actual New Memb	Actual Dropped Memb	Gain/Loss of Memb	Gain/Loss of Memb
Jul/Aug/Sep	-9	17	-58	-41	-4
Oct/Nov/Dec	24	38	-33	5	-10
Jan/Feb/Mar	5	36	-35	1	-5
Apr/May/June	15	42	-38	4	-17
<b>Totals</b>	<b>35</b>	<b>133</b>	<b>-164</b>	<b>-31</b>	<b>-36</b>

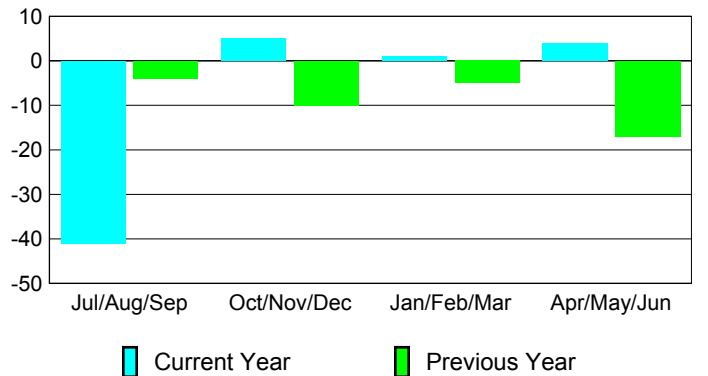
**Membership Results 2009-2010**

Goal, New, Dropped, Gain/Loss



**Comparison of Membership Gain/Loss**

Current Year Compared to the Previous Year



**Gender Comparison 2009-2010**

